

搜索 step1.Pls download the "QGroundControl" software from the APP Store.



QGroundControl 4+ Open Source Flight Systems Gm... >

+ 打开

详情 评论 相关

iPhone

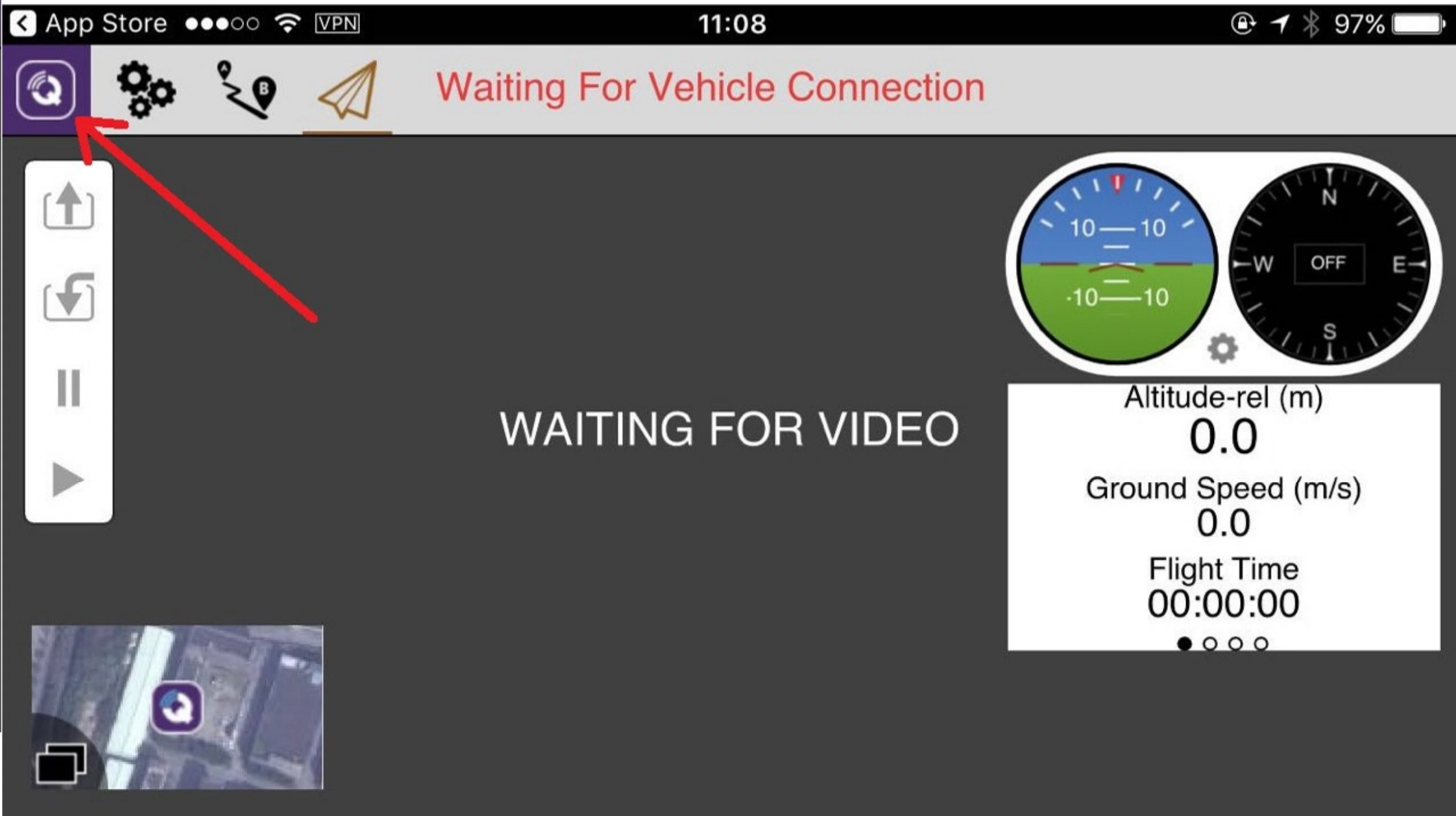


内容提要

QGroundControl provides full flight control and configuration for ArduPilot or PX4 powered vehicles. The goal for QGroundControl is improved ease of use for new users as well as high end feature support for experienced users.

...更多

step2.Open the QGroundControl, and click the icon "Q" .





## Waiting For Vehicle Connection

General

Comm Links

Offline Maps

MAVLink

Console

video

Video Source:

RTSP Video Stream ▼

RTSP URL:

rtsp://192.168.2.220:554/stream/1

Aspect Ratio:

1.777777

Grid Lines:

Show ▼

Video Recording

Max Storage Usage:

2048

MB

Video File Format:

m4v

step3. Click the button "General", choose "RTSP Video Stream" from "Video Source".

Input "rtsp://192.168.2.220:554/stream/1 " from "RTSP URL".....




# Waiting For Vehicle Connection

- General
- Comm Links**
- Offline Maps
- MAVLink
- Console

step4. Click the "Comm Links" and "Add"



- Delete
- Edit
- Add**
- Connect
- Disconnect



## Waiting For Vehicle Connection

- General
- Comm Links**
- Offline Maps
- MAVLink
- Console

### Edit Link Configuration Settings (WIP)

Name:


Type: TCP

#### TCP Link Settings

Host Address:

TCP Port:

step5. input parameter " TCP Link 192.168.2.220:2018" "192.168.2.220" and "2018"



# Waiting For Vehicle Connection

- General
- Comm Links
- Offline Maps
- MAVLink
- Console

TCP Link 192.168.2.220:2018

step6....Important, after all setps done, pls complete exit the QGroundControl software. (pls kindly notice, not push the "Home" button to exit, push the "Home" button twice and remove this app from IOS background list.)

- Delete
- Edit
- Add
- Connect
- Disconnect